

**A PCBU must not direct or allow a worker to carry out high-risk work for which a high-risk work licence is required unless the worker provides written evidence that they have the relevant licence for that work. Under the Work Health and Safety Regulation (WHS Regulation), the classes of high-risk work licences and the types of plant involved are set out in Schedule 3, as shown in the following tables:**

#### Training and Competency

Prior to the commencement of the Work, Martinus and Contractors (PCBU) must provide documentation regarding the competency of each member of the Contractor Group to the satisfaction of Martinus and must meet all outlined **Onboarding Role Essentials**, that has been communicated for the contract scope.

This documentation must include details that show that the members of the PCBU are competent and have the appropriate qualifications, job skills and training as required by the Contract and Statutory Requirements.

Without limiting any requirements of the contract, related Statutory Requirements and obligations as a PCBU, each PCBU must ensure all staff performing works in the rail corridor have successfully completed the necessary training requirements of the Rail Transport Operator for working in the rail corridor and possess a Rail Industry Worker card and hold Current National Unit of Competencies for the job role or task assigned.

Each PCBU must establish and maintain a Rail Safety Worker role matrix that nominates the roles that are identified as Rail Safety Worker.

#### Inexperienced Personnel, New to Site Personnel and Temporary Labour

The PCBU must ensure that risks associated with inexperienced personnel, temporary labour, new to industry or new to site personnel are identified and controlled.

As a minimum, these individuals shall be appropriately supervised and monitored until they are deemed to be competent by the PCBU and are fully aware of the hazards and required controls associated with their assigned work.

#### HSE Training

The PCBU is responsible for identifying necessary training and verifying that all members of the Contractor Group are properly prepared to perform the work as contracted.

- In some cases Martinus may provide this training or trainer.

The PCBU must develop and implement a Health, Safety and Training program for the Contractor Group to meet the Martinus requirements and the Statutory Requirements as a PCBU.

This program shall also address requirements for basic HSE training, specialist HSE training and HSE refresher training for existing personnel.

Additional requirements include:

- The PCBU must maintain a training records keeping system in order to demonstrate that training needs have been met:
  - At a minimum this system should contain course title, date of training, name of participant, and result of any testing to verify understanding and date of required recertification training
- Before starting Work under the Contract, the PCBU shall at its own expense ensure that the Contractor Group has been given the necessary basic HSE training including, but not limited to:
  - Introductory briefing explaining the nature of the Work
  - Overview of the general hazards that may be encountered during the operation and the particular hazards attached to their own function
  - PCBU's own HSE policy and procedures which shall satisfy all guidelines and/or operating standards provided by the Contractor to Martinus

Before starting work, the PCBU shall have in place a verification of competency (VOC) process for any personnel conducting all high-risk work licenses and mobile plant operators on Martinus facilities or project sites.

#### Verification of Competency (VOC)

Assessing for Verification of Competency (VOC) is used by many industries as part of the pre-mobilisation checks and or prior to contractual employment.

The purpose of a VOC assessment is to provide a method of verifying the skills, abilities; knowledge and attitude of personnel to not only undertake high risk work activities or operate plant or equipment but do so in a safe manner.

The PCBU shall demonstrate records of completed VOCs when requested by Martinus at the pre-mobilisation stage and during the project delivery under contract.

- These processes will be subject to audit and approval by the Martinus training department team.

The PCBU's verification processes must provide a sound level of assurance that individuals possess the necessary practical skills, knowledge, experience, and ability to perform their work without risk to themselves, others, the project, plant and equipment or the environment.

Before starting work, Martinus and contractors shall have in place a [verification of competency](#) (VOC) process for any personnel conducting WHS prescribed **High Risk Work License** and mobile plant activities on Martinus facilities or project sites.

Martinus and contractors shall demonstrate and supply records of completed VOCs when requested by Martinus at the pre-mobilisation stage and during the project delivery under contract.

These processes will be subject to audit and approval by Martinus RCP HS Team.

The PCBU's verification processes should provide a sound level of assurance that individuals possess the necessary practical skills, knowledge, experience, and ability to perform their work without risk to themselves, others, the project, plant and equipment or the environment.

All personnel are required to undertake verification of competency (VOC) *at least* every 2 years, to ensure they are up to date with new industry regulations, workplace safety standards and any new technology or policies related to the industry and job role.

The VOC is to be facilitated by either a [Registered Training Organisation \(RTO\)](#) or the Martinus/Contractors internal VOC system using a subject matter expert and shall include the following:

- Supply of [Statement of Attainment](#) recognised under the Australian Qualifications Framework must be supplied.
- Validation of experience through documentary evidence E.g. [High-Risk Work licence](#) or equivalent prior to the VOC being conducted.
- Validation of experience through documentary evidence E.g. mobile plant or equivalent prior to the VOC being conducted
- Challenge testing of underpinning knowledge.

A written theory assessment completed that determines the level of underpinning knowledge related to the work activity:

- Observation of practical performance of work.
- The level of proficiency is documented.

#### Verification Processes





For Competency Assessments, a person who conducts verification of competency assessments must meet the following requirements:

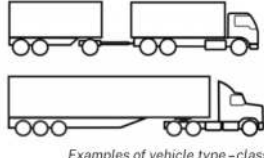

- Current qualifications in the competency / competencies being assessed.
- The Assessor elements of Certificate IV in Training and Assessment from the Training and Assessment Package ([TAE40116](#)), or be able to demonstrate equivalent competencies; and
- A person undertaking the role of a *Subject Matter Expert* (SME) for a task requiring a High-Risk Work Licence or mobile plant shall hold a current and valid High Risk Work Licence for that task or holds relevant, current, and valid RII, TLI or similar statement of attainments for that task or mobile plant.

#### Timeframes

Wherever possible, all of the necessary training shall be completed prior to scheduled travel or commencement of work. License/Certificates/VOC records of training shall be provided to Martinus in advance for processing and authentication as required. Mobilisation approvals will not occur until Martinus are satisfied that relevant criteria have been met in full.

Under no circumstances will a person who is not fit for work or adversely affected by alcohol or other drugs be allowed to drive or operate any vehicle

Training Area	Classification	Training Synopsis	Attendees	Initial Training Required	Verification of Competency	Refresher Training / Validity Period	Martinus Requirements
<b>Vehicle Drivers Licenses</b> Licence classes are the same in all Australian states and territories	C	A motor vehicle with a gross vehicle mass not greater than vehicles up to 4.5 tonne Gross Vehicle Mass (GVM) and constructed or equipped to seat no more than 12 adults (including the driver).  Examples of vehicle types - class C	Light Vehicle Drivers	Licence attained from an approved Metro and Regional Licensing Centre by a Registered Driving Assessor. Licence renewal is required as per endorsement period on licence through an approved Metro and Regional Licensing Centre. <ul style="list-style-type: none"> <li>Used as a primary identification document as part onboarding into the project.</li> <li>All persons required to operate a light vehicle on site must hold a valid Australian 'C' class driver's licence as a minimum.</li> </ul>	Supply of in date and correct class of driver's license. Any driver holding a 'Provisional License' must first present to Martinus RCP Mobilisation a current RIIVEH305F - Operate and maintain a four-wheel drive vehicle or equivalent training prior to operating a light vehicle on the project.	As shown on driver's license	Prior to work, submission of the following documentation: <ul style="list-style-type: none"> <li>Scan of document (PDF in colour, front &amp; rear) of driver's license.</li> </ul>
<b>Vehicle Drivers Licenses</b> Licence classes are the same in all Australian states and territories	LR	A rigid vehicles with a GVM of more than 4.5 tonnes, but not more than 8 tonnes (any towed trailer must not weigh more than 9 tonnes), vehicles up to 8 tonnes GVM which can carry more than 12 adults including the driver.  Examples of vehicle type - class LR	Light Rigid Vehicle Drivers	Must hold a C (car) class. Must have held a C Class for at least one year. Licence attained from an approved Metro and Regional Licensing Centre by a Registered Driving Assessor. Licence renewal is required as per endorsement period on licence through an approved Metro and Regional Licensing Centre. Supply evidence of completion of the following load restraint courses: <ul style="list-style-type: none"> <li>TLIA1001 – Secure cargo.</li> <li>TLID2004 – Load and unload goods/cargo.</li> <li>TLIF2010 - Apply Fatigue Management Strategies.</li> </ul>	Supply of in date and correct class of driver's license.		Prior to work, submission of the following documentation: <ul style="list-style-type: none"> <li>Scan of document (PDF in colour, front &amp; rear) of driver's license.</li> <li>Scan of document (PDF in colour, front &amp; rear) of all related driver load restraint/fatigue or HVNL/CoR training.</li> </ul>
<b>Vehicle Drivers Licenses</b> Licence classes are the same in all Australian states and territories <b>Commercial standards apply at all times.</b>	MR	A rigid vehicles with 2 axles and a GVM of more than 8 tonnes (any towed trailer must not weigh more than 9 tonnes) and any vehicle covered by a class LR licence.  Examples of vehicle type - class MR	Medium Rigid Vehicle Drivers	Must hold a C or LR class. Must have held a C Class for at least one year. Licence attained from an approved Metro and Regional Licensing Centre by a Registered Driving Assessor. Licence renewal is required as per endorsement period on licence through an approved Metro and Regional Licensing Centre. Supply evidence of completion of the following load restraint courses: <ul style="list-style-type: none"> <li>TLIA1001 – Secure cargo.</li> <li>TLID2004 – Load and unload goods/cargo.</li> <li>TLIF2010 - Apply Fatigue Management Strategies.</li> </ul>	Supply of in date and correct class of driver's license.		Prior to work, submission of the following documentation: <ul style="list-style-type: none"> <li>Scan of document (PDF in colour, front &amp; rear) of driver's license.</li> <li>Scan of document (PDF in colour, front &amp; rear) of all related driver load restraint/fatigue or HVNL/CoR training.</li> </ul>
<b>Vehicle Drivers Licenses</b> Licence classes are the same in all Australian states and territories <b>Commercial standards apply at all times.</b>	HR	A rigid vehicles with 3 or more axles and a GVM of more than 8 tonnes (any towed trailer must not weigh more than 9 tonnes), articulated buses and any vehicle covered by a class MR licence.  Examples of vehicle type - class HR	Heavy Rigid Vehicle Drivers	Must have held a C class for at least one year or an LR or MR class. Must have held a C class for at least two years or an LR or MR class for at least one year. Licence attained from an approved Metro and Regional Licensing Centre by a Registered Driving Assessor. Licence renewal is required as per endorsement period on licence through an approved Metro and Regional Licensing Centre. Supply evidence of completion of the following load restraint courses: <ul style="list-style-type: none"> <li>TLIA1001 – Secure cargo.</li> </ul>	Supply of in date and correct class of driver's license.		Prior to work, submission of the following documentation: <ul style="list-style-type: none"> <li>Scan of document (PDF in colour, front &amp; rear) of driver's license.</li> <li>Scan of document (PDF in colour, front &amp; rear) of all related driver load</li> </ul>

Training Area	Classification	Training Synopsis	Attendees	Initial Training Required	Verification of Competency	Refresher Training / Validity Period	Martinus Requirements	
				<ul style="list-style-type: none"> <li>TLID2004 – Load and unload goods/cargo.</li> <li>TLIF2010 - Apply Fatigue Management Strategies.</li> </ul>			restraint/fatigue or HVNL/CoR training.	
<b>Vehicle Drivers Licenses</b> Licence classes are the same in all Australian states and territories <b>Commercial standards apply at all times.</b>	HC	A heavy combination vehicles such as articulated vehicles with three or more axles and tow trailer combinations with a GVM more than 9 tonnes, including unladen dolly and any vehicle covered by a class HR licence. <ul style="list-style-type: none"> <li>(a) a semi-trailer; or</li> <li>(b) a trailer that has a GVM exceeding 9t.</li> </ul>  <p>Examples of vehicle type -class HC</p>	Heavy Combination Vehicle Drivers	Must hold an MR or HR class. Must have held a C class for at least three years and an MR or HR class for at least one year. Licence attained from an approved Metro and Regional Licensing Centre by a Registered Driving Assessor. Licence renewal is required as per endorsement period on licence through an approved Metro and Regional Licensing Centre. Supply evidence of completion of the following load restraint courses: <ul style="list-style-type: none"> <li>TLIA1001 – Secure cargo.</li> <li>TLID2004 – Load and unload goods/cargo.</li> <li>TLIF2010 - Apply Fatigue Management Strategies.</li> </ul>	Supply of in date and correct class of driver's license.		Prior to work, submission of the following documentation: <ul style="list-style-type: none"> <li>Scan of document (PDF in colour, front &amp; rear) of driver's license.</li> <li>Scan of document (PDF in colour, front &amp; rear) of all related driver load restraint/fatigue or HVNL/CoR training.</li> </ul>	
<b>Vehicle Drivers Licenses</b> Licence classes are the same in all Australian states and territories <b>Commercial standards apply at all times.</b>	MC	A multi combination vehicles such as road trains, B-doubles and prime mover, low loader dolly and low loader trailer combinations and any vehicle covered by a class HC licence.  <p>Examples of vehicle type -class MC</p>	Multi Combination Vehicle Drivers	Must hold an HR or HC class. Must have held a C class for at least three years and a HR or HC class for at least one year. Licence attained from an approved Metro and Regional Licensing Centre by a Registered Driving Assessor. Licence renewal is required as per endorsement period on licence through an approved Metro and Regional Licensing Centre. Supply evidence of completion of the following load restraint courses: <ul style="list-style-type: none"> <li>TLIA1001 – Secure cargo.</li> <li>TLID2004 – Load and unload goods/cargo.</li> <li>TLIF2010 - Apply Fatigue Management Strategies.</li> </ul>	Supply of in date and correct class of driver's license.		Prior to work, submission of the following documentation: <ul style="list-style-type: none"> <li>Scan of document (PDF in colour, front &amp; rear) of driver's license.</li> <li>Scan of document (PDF in colour, front &amp; rear) of all related driver load restraint/fatigue or HVNL/CoR training.</li> </ul>	
<b>Medical</b> Assessing Fitness to Drive	<b>All Heavy Classified Vehicles Drivers</b> (Medium rigid (MR) Heavy rigid (HR) Heavy combination (HC) Multiple combination (MC)	Drivers in most states and territories must make a medical self-declaration in relation to their fitness to drive at licence application and renewal. The information obtained may result in a requirement for a medical assessment or refusal of the application. In addition, each state and territory have specific requirements for medical examinations or road testing, depending on the driver's age or the type of vehicle being driven, such as heavy vehicles, public passenger vehicles and dangerous goods vehicles. There are also specific requirements for drivers and operating a vehicle as a driver instructor. Note that various agencies are involved in overseeing the requirements for different vehicle types, and these agencies generally cooperate in this regard to support road safety. Note: All review requirements may be amended on medical advice or on self-declaration or at the request of the licensing authority. Commercial vehicle drivers accredited under Basic Fatigue Management (BFM) and Advanced Fatigue Management (AFM) have additional medical assessment requirements. Under these schemes, medical examinations are to be conducted, as a minimum, once every three (3) years for drivers aged 49 or under, and yearly for drivers aged 50 or over and must assess sleep disorders.						Prior to work, submission of the following documentation: <ul style="list-style-type: none"> <li>Scan of document (PDF in colour, front &amp; rear) of driver's fit slip.</li> </ul>
<hr/> <p><b>PCBUs MUST refer/consult with the relevant state or territory driver licensing authority or other responsible agency for current requirements.</b></p> <hr/>								

Training Area	Classification	Training Synopsis	Attendees	Initial Training Required	Verification of Competency	Refresher Training / Validity Period	Martinus Requirements
Rigging	DG	<p>Dogging training consists of the application of slinging techniques to move a load (including the selection and inspection of lifting gear) and/or the directing of a crane/hoist operator in the movement of a load when the load is out of the view of the crane/hoist operator.</p> <p>There are some circumstances where a person without a high-risk work dogging (DG) licence can safely sling a load.</p> <p>A person can sling a load, without holding a dogging HRWL (or rigging) when there is no judgment required for slinging techniques or the suitability and the condition of lifting gear, because the following factors have been predetermined by a licensed dogger or rigger or an appropriately qualified engineer:</p> <ul style="list-style-type: none"> <li>the weight of the load or weight range to be lifted has been determined and communicated (which may be marked on the load)</li> <li>selection of the sling and slinging techniques for the load has been made</li> <li>the inspection of lifting gear confirms it is in a safe and serviceable condition</li> <li>the lifting points</li> <li>standard lifting have been incorporated as part of the load (e.g. lifting lugs) or are marked on the load</li> <li>the load is to be lifted within the view of the operator at all times</li> <li>procedures have been documented and signed-off by the dogger, rigger or competent person</li> <li>the person has been trained and deemed competent in the documented lifting procedures</li> </ul> <p>If these factors cannot be predetermined by the licensed dogger, rigger or appropriately qualified engineer, then a person with a high-risk work dogging (DG) licence must conduct the lift.</p>	Dogging	<p>Must be 18 years of age or over.</p> <p>The candidate must be 18 years of age and have a sound knowledge of the English language.</p> <p>The Dogging Training is based on the Unit of Competency within the AQF.</p> <ul style="list-style-type: none"> <li>CPCCLDG3001 – Licence to perform Dogging.</li> </ul> <p>Competent candidates will be issued with a Statement of Attainment and Regulator will issue a High-Risk Work Licence (HRWL).</p>	Verification of competency is required to be completed prior to commencement of work on site	<p>HRWL renewal – 5 years</p> <p>Verification of competency – 2 years</p>	<p>Prior to work, submission of the following documentation:</p> <ul style="list-style-type: none"> <li>Scan of document (PDF in colour, front &amp; rear)</li> <li>Copy of HRWL.</li> <li>Completed Verification of Competency.</li> </ul>
Rigging	RB	<p>Basic rigging training consists of dogging and rigging work involving:</p> <ul style="list-style-type: none"> <li>Movement of plant and equipment.</li> <li>Dogging work.</li> <li>Structural steel erection.</li> <li>Particular hoists.</li> <li>Placement of pre-cast concrete members of a structure.</li> <li>Safety nets and static lines.</li> <li>Mast climbers.</li> <li>Perimeter safety screens and shutters.</li> <li>Cantilevered crane loading platforms.</li> </ul>	Basic Rigging	<p>Must be 18 years of age or over.</p> <p>The candidate must hold a Dogging certificate of competency as a pre-requisite.</p> <p>The Basic Rigging Training is based on the Unit of Competency within the AQF.</p> <ul style="list-style-type: none"> <li>CPCCLRG3001A – Licence to perform Rigging Basic Level.</li> </ul> <p>Competent candidates will be issued with a Statement of Attainment and Regulator will issue a High-Risk Work Licence (HRWL).</p>	Verification of competency is required to be completed prior to commencement of work on site	<p>HRWL renewal – 5 years</p> <p>Verification of competency – 2 years</p>	<p>Prior to work, submission of the following documentation:</p> <ul style="list-style-type: none"> <li>Scan of document (PDF in colour, front &amp; rear)</li> <li>Copy of HRWL.</li> <li>Completed Verification of Competency.</li> </ul>
Rigging	RI	<p>Intermediate Rigging training consists of all basic rigging work including rigging work involving:</p> <ul style="list-style-type: none"> <li>Rigging work in the class Basic Rigging.</li> <li>Cranes, conveyors, dredges, and excavators.</li> <li>Tilt slabs.</li> <li>Hoists with jibs and self-climbing hoists.</li> <li>Demolition.</li> <li>Dual lifts.</li> </ul>	Intermediate Rigging	<p>Must be 18 years of age or over.</p> <p>The candidate must hold a Dogging and Basic Rigging certificate of competency as a pre-requisite.</p> <p>The Intermediate Rigging Training is based on the Unit of Competency within the AQF.</p>	Verification of competency is required to be completed prior to commencement of work on site	<p>HRWL renewal – 5 years</p> <p>Verification of competency – 2 years</p>	<p>Prior to work, submission of the following documentation:</p> <ul style="list-style-type: none"> <li>Scan of document (PDF in colour, front &amp; rear)</li> <li>Copy of HRWL.</li> </ul>
Revised: 7/11/2022			Authorised By: G Swann			Page 4 of 13	
© Martinus Pty Ltd			Uncontrolled When Printed				

Training Area	Classification	Training Synopsis	Attendees	Initial Training Required	Verification of Competency	Refresher Training / Validity Period	Martinus Requirements
				<ul style="list-style-type: none"> <li>CPCCLRG3002 – Licence to perform Rigging Intermediate Level.</li> </ul> <p>Competent candidates will be issued with a Statement of Attainment and Regulator will issue a High-Risk Work Licence (HRWL).</p>			<ul style="list-style-type: none"> <li>Completed Verification of Competency.</li> </ul>
Rigging	RA	<p>Advanced Rigging training consists of all intermediate rigging work including rigging work involving:</p> <ul style="list-style-type: none"> <li>Rigging work in the class Intermediate Rigging</li> <li>Rigging of gin poles and shear legs</li> <li>Flying foxes and cableways</li> <li>Guyed derricks and structures</li> <li>Suspended scaffolds and fabricated hung scaffolds.</li> </ul>	Advanced Rigging	<p>Must be 18 years of age or over.</p> <p>The candidate must hold a Dogging, Basic and Intermediate Rigging certificate of competency as a pre-requisite.</p> <p>The Advanced Rigging Training is based on the Unit of Competency within the AQF.</p> <ul style="list-style-type: none"> <li>CPCCLRG4001 – Licence to perform Rigging Advanced Level.</li> </ul> <p>Competent candidates will be issued with a Statement of Attainment and Regulator will issue a High-Risk Work Licence (HRWL).</p>	Verification of competency is required to be completed prior to commencement of work on site	<p>HRWL renewal – 5 years</p> <p>Verification of competency – 2 years</p>	<p>Prior to work, submission of the following documentation:</p> <ul style="list-style-type: none"> <li>Scan of document (PDF in colour, front &amp; rear)</li> <li>Copy of HRWL.</li> <li>Completed Verification of Competency.</li> </ul>

Training Area	Classification	Training Synopsis	Attendees	Initial Training Required	Verification of Competency	Refresher Training / Validity Period	Martinus Requirements
Scaffolding	SB	<p>Basic Scaffolding training consists of scaffolding work connected with the operation or use of:</p> <p>Modular or prefabricated scaffolds.</p> <ul style="list-style-type: none"> <li>Modular or prefabricated scaffolds.</li> <li>Cantilevered hoist with a maximum working load of 500 kg (materials only).</li> <li>Ropes.</li> <li>Gin wheels.</li> <li>Safety nets and static lines.</li> <li>Bracket scaffolds (tank and form work).</li> </ul>	Basic Scaffolding	<p>Must be 18 years of age or over.</p> <p>The candidate must be 18 years of age or older and have a sound knowledge of the English language.</p> <p>The Basic Scaffolding Training is based on the Unit of Competency within the AQF.</p> <ul style="list-style-type: none"> <li>CPCCLSF2001 – Licence to Erect, Alter and Dismantle Scaffolding Basic Level.</li> </ul> <p>Competent candidates will be issued with a Statement of Attainment and Regulator will issue a High-Risk Work Licence (HRWL).</p>	Verification of competency is required to be completed prior to commencement of work on site	<p>HRWL renewal – 5 years</p> <p>Verification of competency – 2 years</p>	<p>Prior to work, submission of the following documentation:</p> <ul style="list-style-type: none"> <li>Scan of document (PDF in colour, front &amp; rear)</li> <li>Copy of HRWL.</li> <li>Completed Verification of Competency.</li> </ul>
Scaffolding	SI	<p>Intermediate Scaffolding training consists of all basic scaffolding work including scaffolding work connected with the use and operation of:</p> <ul style="list-style-type: none"> <li>Scaffolding work included in the class of Basic Scaffolding.</li> <li>Tube and coupler scaffolds including tube and coupler, covered ways and gantries.</li> <li>Cantilever crane loading platforms.</li> <li>Cantilever and spurred scaffolds.</li> <li>Barrow ramps and sloping platforms.</li> <li>Scaffolding associated with perimeter safety screens and shutters.</li> <li>Mast climbers.</li> </ul>	Intermediate Scaffolding	<p>Must be 18 years of age or over.</p> <p>The candidate must hold a Basic Scaffolding certificate of competency as a pre-requisite.</p> <p>The Intermediate Scaffolding Training is based on the Unit of Competency within the AQF.</p> <ul style="list-style-type: none"> <li>CPCCLSF3001 – Licence to Erect, Alter and Dismantle Scaffolding Intermediate Level</li> </ul> <p>Competent candidates will be issued with a Statement of Attainment and Regulator will issue a High-Risk Work Licence (HRWL).</p>	Verification of competency is required to be completed prior to commencement of work on site	<p>HRWL renewal – 5 years</p> <p>Verification of competency – 2 years</p>	<p>Prior to work, submission of the following documentation:</p> <ul style="list-style-type: none"> <li>Scan of document (PDF in colour, front &amp; rear)</li> <li>Copy of HRWL.</li> <li>Completed Verification of Competency.</li> </ul>
Scaffolding	SA	<p>Advanced Scaffolding training consists of all intermediate scaffolding work including all other scaffolding work connected with the use and operation of:</p> <ul style="list-style-type: none"> <li>Scaffolding work included in the Intermediate scaffolding class</li> <li>Cantilevered hoists</li> <li>Hung scaffolds, including scaffolds hanging from tubes, wire ropes or chains</li> <li>Suspended scaffolds.</li> </ul>	Advanced Scaffolding	<p>Must be 18 years of age or over.</p> <p>The candidate must hold a Basic and Intermediate Scaffolding certificate of competency as a pre-requisite.</p> <p>The Advanced Scaffolding Training is based on the Unit of Competency within the AQF.</p> <ul style="list-style-type: none"> <li>CPCCLSF4001 – Licence to Erect, Alter and Dismantle Scaffolding Advanced Level.</li> </ul>	Verification of competency is required to be completed prior to commencement of work on site.	<p>HRWL renewal – 5 years</p> <p>Verification of competency – 2 years</p>	<p>Prior to work, submission of the following documentation:</p> <ul style="list-style-type: none"> <li>Scan of document (PDF in colour, front &amp; rear)</li> <li>Copy of HRWL.</li> </ul>

Training Area	Classification	Training Synopsis	Attendees	Initial Training Required	Verification of Competency	Refresher Training / Validity Period	Martinus Requirements
				Competent candidates will be issued with a Statement of Attainment and Regulator will issue a High-Risk Work Licence (HRWL).			<ul style="list-style-type: none"> <li>Completed Verification of Competency.</li> </ul>
Training Area	Classification	Training Synopsis	Attendees	Initial Training Required	Verification of Competency	Refresher Training / Validity Period	Martinus Requirements
Load Shifting	CN	Non-Slewing Mobile Crane training covers the operation of a <i>mobile crane of greater than 3 tonnes capacity</i> that incorporates a boom or jib which includes articulated type mobile cranes and locomotive cranes but does not include vehicle tow trucks.	Non-Slewing Mobile Crane (>3 tonnes) Operators	<p>Must be 18 years of age or over.</p> <p>There are no prerequisites for this course.</p> <p>The CN training is based on the Unit of Competencies within the AQF.</p> <ul style="list-style-type: none"> <li>TLILIC0018 – Licence to Operate a Non-Slewing Mobile Crane (greater than 3 tonnes capacity).</li> </ul> <p>Competent candidates will be issued with a Statement of Attainment and Regulator will issue a High-Risk Work Licence (HRWL).</p>	<p>Verification of competency is required to be completed prior to commencement of work on site</p> <p>Assessment can be conducted either on or off site provided the equivalent model / type of equipment if applicable, is utilised for assessment.</p> <p>Where equivalent model is not available for off-site verification, familiarisation training should occur on site prior to operation of equipment.</p>	<p>HRWL renewal – 5 years</p> <p>Verification of competency – 2 years</p>	<p>Prior to work, submission of the following documentation:</p> <ul style="list-style-type: none"> <li>Scan of document (PDF in colour, front &amp; rear)</li> <li>Copy of HRWL.</li> <li>Completed Verification of Competency.</li> </ul>
Load Shifting	CV	Vehicle Loading Crane training covers the operation of a crane with a <i>capacity of 10 tonnes or more</i> , mounted on a vehicle to move a load onto or from the vehicle, including the application of load estimation and slinging techniques to move a load.	Vehicle Loading Crane (>10 metre/tonne) Operators	<p>Must be 18 years of age or over.</p> <p>There are no prerequisites for this course.</p> <p>The CV training is based on the Unit of Competencies within the AQF.</p> <ul style="list-style-type: none"> <li>TLILIC0024 – Licence to operate a Vehicle Loading Crane (capacity 10 metre/tonnes and above).</li> </ul> <p>Competent candidates will be issued with a Statement of Attainment and Regulator will issue a High-Risk Work Licence (HRWL).</p>	<p>Verification of competency is required to be completed prior to commencement of work on site</p> <p>Assessment can be conducted either on or off site provided the equivalent model / type of equipment if applicable, is utilised for assessment.</p> <p>Where equivalent model is not available for off-site verification, familiarisation training should occur on site prior to operation of equipment.</p>	<p>HRWL renewal – 5 years</p> <p>Verification of competency – 2 years</p>	<p>Prior to work, submission of the following documentation:</p> <ul style="list-style-type: none"> <li>Scan of document (PDF in colour, front &amp; rear)</li> <li>Copy of HRWL.</li> <li>Completed Verification of Competency.</li> </ul>
Load Shifting	C2	C2 Slewing Mobile Crane training covers the operation of a crane with a capacity up to 20 tonnes.	Slewing Mobile Crane (up to 20 tonnes) Operators	<p>Must be 18 years of age or over.</p> <p>There are no prerequisites for this course.</p> <p>The C2 training plan is based on the Unit of Competencies within the AQF.</p> <ul style="list-style-type: none"> <li>TLILIC0022 – Licence to operate a Slewing Mobile Crane (up to 20 tonnes).</li> </ul> <p>Competent candidates will be issued with a Statement of Attainment and Regulator will issue a High-Risk Work Licence (HRWL).</p>	<p>Verification of competency is required to be completed prior to commencement of work on site</p> <p>Assessment can be conducted either on or off site provided the equivalent model / type of equipment if applicable, is utilised for assessment.</p> <p>Where equivalent model is not available for off-site verification, familiarisation training should occur on site prior to operation of equipment.</p>	<p>HRWL renewal – 5 years</p> <p>Verification of competency – 2 years</p>	<p>Prior to work, submission of the following documentation:</p> <ul style="list-style-type: none"> <li>Scan of document (PDF in colour, front &amp; rear)</li> <li>Copy of HRWL.</li> <li>Completed Verification of Competency.</li> </ul>
Load Shifting	C6	C6 Slewing mobile crane with a capacity of 60 tonnes or less.	Slewing Mobile Crane (up to 60 tonnes) Operators	<p>Must be 18 years of age or over.</p> <p>There are no prerequisites for this course.</p> <p>The C6 training is based on the Unit of Competencies within the AQF.</p> <ul style="list-style-type: none"> <li>TLILIC0023 – Licence to operate a Slewing Mobile Crane (up to 60 tonnes).</li> </ul> <p>Competent candidates will be issued with a Statement of Attainment and Regulator will issue a High-Risk Work Licence (HRWL).</p>	<p>Verification of competency is required to be completed prior to commencement of work on site</p> <p>Assessment can be conducted either on or off site provided the equivalent model / type of equipment if applicable, is utilised for assessment.</p> <p>Where equivalent model is not available for off-site verification, familiarisation training should occur on site prior to operation of equipment.</p>	<p>HRWL renewal – 5 years</p> <p>Verification of competency – 2 years</p>	<p>Prior to work, submission of the following documentation:</p> <ul style="list-style-type: none"> <li>Scan of document (PDF in colour, front &amp; rear)</li> <li>Copy of HRWL.</li> <li>Completed Verification of Competency.</li> </ul>

Training Area	Classification	Training Synopsis	Attendees	Initial Training Required	Verification of Competency	Refresher Training / Validity Period	Martinus Requirements
Load Shifting	C1	C1 Slewing mobile crane with a capacity of 100 tonnes or less.	Slewing Mobile Crane (up to 100 tonnes) Operators	<p>Must be 18 years of age or over.</p> <p>Prerequisites for the C1 course is a C6 Slewing mobile crane with a capacity of 60 tonnes or less licence</p> <p>The training also requires participants to have evidence of at least 12 months experience in C6 crane operation.</p> <p>The C1 training is based on the Unit of Competencies within the AQF.</p> <ul style="list-style-type: none"> <li>TLILIC0021 – Licence to operate a Slewing Mobile Crane (up to 100 tonnes)</li> </ul> <p>Competent candidates will be issued with a Statement of Attainment and Regulator will issue a High-Risk Work Licence (HRWL).</p>	<p>Verification of competency is required to be completed prior to commencement of work on site.</p> <p>Assessment can be conducted either on or off site provided the equivalent model / type of equipment if applicable, is utilised for assessment.</p> <p>Where equivalent model is not available for off-site verification, familiarisation training should occur on site prior to operation of equipment.</p>	<p>HRWL renewal – 5 years</p> <p>Verification of competency – 2 years</p>	<p>Prior to work, submission of the following documentation:</p> <ul style="list-style-type: none"> <li>Scan of document (PDF in colour, front &amp; rear)</li> <li>Copy of HRWL.</li> <li>Completed Verification of Competency.</li> </ul>
Load Shifting	CO	CO Slewing mobile crane with a capacity over 100 tonnes.	Slewing Mobile Crane (over 100 tonnes) Operators	<p>Must be 18 years of age or over.</p> <p>Prerequisites for the CO course is a C1 Slewing mobile crane with a capacity of 100 tonnes or less licence</p> <p>The training also requires participants to have evidence of at least 12 months experience in C1 crane operation.</p> <p>The CO training is based on the Unit of Competencies within the AQF.</p> <ul style="list-style-type: none"> <li>TLILIC0020 – Licence to operate a Slewing Mobile Crane (over 100 tonnes).</li> </ul> <p>Competent candidates will be issued with a Statement of Attainment and Regulator will issue a High-Risk Work Licence (HRWL).</p>	<p>Verification of competency is required to be completed prior to commencement of work on site.</p> <p>Assessment can be conducted either on or off site provided the equivalent model / type of equipment if applicable, is utilised for assessment.</p> <p>Where equivalent model is not available for off-site verification, familiarisation training should occur on site prior to operation of equipment.</p>	<p>HRWL renewal – 5 years</p> <p>Verification of competency – 2 years</p>	<p>Prior to work, submission of the following documentation:</p> <ul style="list-style-type: none"> <li>Scan of document (PDF in colour, front &amp; rear)</li> <li>Copy of HRWL.</li> <li>Completed Verification of Competency.</li> </ul>
Load Shifting	CB	<p>Bridge and Gantry Crane training covers the operation of bridge and gantry cranes controlled from a permanent cabin or control station on the crane and those which are remote controlled having more than three powered operations (hoist, raise and lower equals one operation), including the application of load estimation and slinging techniques to move a load.</p> <p><b>Note:</b> The operator of a bridge and gantry remote control crane (LBC) can continue to sling a load under the limited circumstances listed below:</p> <ul style="list-style-type: none"> <li>The bridge and gantry crane is operated by remote control and has no more than three powered motions.</li> <li>The weight of the load to be lifted is predetermined by a competent person (for example, may be marked on the load).</li> <li>Selection of the sling and slinging techniques for the load is predetermined by a competent person.</li> <li>Condition of lifting gear is predetermined by a competent person.</li> <li>Lifting points are predetermined by a competent person and marked on the load.</li> <li>Load is lifted within the view of the operator at all times; and</li> </ul>	Bridge and Gantry Crane Operators	<p>Must be 18 years of age or over.</p> <p>There are no prerequisites for this course.</p> <p>The Bridge or Gantry Crane training plan is based on the Unit of Competencies within the AQF.</p> <ul style="list-style-type: none"> <li>TLILIC0016 - Bridge and Gantry Crane Cabin Controlled HRWL.</li> <li>RIIHAN305D - Operate a gantry or overhead crane.</li> </ul> <p>Competent candidates will be issued with a Statement of Attainment and Regulator will issue a High-Risk Work Licence for CB (HRWL).</p>	<p>Verification of competency is required to be completed prior to commencement of work on site.</p> <p>Assessment can be conducted either on or off site provided the equivalent model / type of equipment if applicable, is utilised for assessment.</p> <p>Where equivalent model is not available for off-site verification, familiarisation training should occur on site prior to operation of equipment.</p>	<p>HRWL renewal – 5 years</p> <p>Verification of competency – 2 years</p>	<p>Prior to work, submission of the following documentation:</p> <ul style="list-style-type: none"> <li>Scan of document (PDF in colour, front &amp; rear)</li> <li>Copy of HRWL.</li> <li>Completed Verification of Competency.</li> </ul>

Training Area	Classification	Training Synopsis	Attendees	Initial Training Required	Verification of Competency	Refresher Training / Validity Period	Martinus Requirements
		<ul style="list-style-type: none"> <li>Standard lifting procedures have been documented and signed-off by a competent person.</li> </ul> <p>Unless these circumstances are met, a holder of a high-risk work dogging (DG) licence must be used to sling all loads.</p>					
Load Shifting	LF	<p>Forklift Truck training covers the operation of a powered industrial truck equipped with a mast and an elevating load carriage to which is attached a pair of fork arms or other attachment.</p>	Forklift Truck Operation	<p>Must be 18 years of age or over and possess a current C Class driver's licence if candidates are required to drive on public roads.</p> <p>The Forklift Truck Training Plan is based on the Unit of Competency within the AQF.</p> <ul style="list-style-type: none"> <li>TLILIC0003 – Licence to operate a Forklift Truck.</li> </ul> <p>Competent candidates will be issued with a Statement of Attainment and Regulator will issue a High-Risk Work Licence (HRWL).</p>	<p>Verification of competency is required to be completed prior to commencement of work on site.</p> <p>Assessment can be conducted either on or off site provided the equivalent model / type of equipment if applicable, is utilised for assessment.</p> <p>Where equivalent model is not available for off-site verification, familiarisation training should occur on site prior to operation of equipment.</p>	<p>HRWL renewal – 5 years</p> <p>Verification of competency – 2 years</p>	<p>Prior to work, submission of the following documentation:</p> <ul style="list-style-type: none"> <li>Scan of document (PDF in colour, front &amp; rear)</li> <li>Copy of HRWL.</li> <li>Completed Verification of Competency.</li> </ul>
Load Shifting	Hiab	<p>Hiab training covers the operation of a powered crane mounted on a vehicle for the principal purpose of loading and unloading the vehicle.</p> <p>You do not require a High-Risk Licence if you are operating a Hiab with a capacity of less than 10 metre tonnes.</p> <p>High-Risk Licenses are required if:</p> <p>a) The Hiab has the capacity to lift <i>greater than 10 tonnes</i>, and then a CV, C2, C6, C1 or CO license is required.</p> <p>You may also operate a vehicle loading crane if you hold a slewing mobile crane operation licence or equivalent.</p>	Hiab (<10 tonne) Operators	<p>Must be 18 years of age or over.</p> <p>There are no prerequisites for this course.</p> <p>Prerequisites for the under 10m/t Vehicle Loading Crane course</p> <p>The Hiab training plan is based on the Unit of Competencies within the AQF – example:</p> <ul style="list-style-type: none"> <li>TLILIC0002 Licence to Operate a Vehicle Loading Crane (Capacity 10 Metre Tonnes and Above) HRWL.</li> <li>RIIHAN307E - Conduct Vehicle Loading Crane operations (Vehicle Loading Crane operations) under 10m/T.</li> </ul>	<p>Verification of competency is required to be completed prior to commencement of work on site.</p> <p>Assessment can be conducted either on or off site provided the equivalent model / type of equipment if applicable, is utilised for assessment.</p> <p>Where equivalent model is not available for off-site verification, familiarisation training should occur on site prior to operation of equipment.</p>		<p>Prior to work, submission of the following documentation:</p> <ul style="list-style-type: none"> <li>Scan of document (PDF in colour, front &amp; rear)</li> <li>Copy of HRWL.</li> <li>Completed Verification of Competency.</li> </ul>



Training Area	Classification	Training Synopsis	Attendees	Initial Training Required	Verification of Competency	Refresher Training / Validity Period	Martinus Requirements
<b>Boom-type Elevated Work Platform Operation</b> (Over 11 metres)	WP	<p>Boom-Type Elevating Work Platform training covers the operation of a telescoping device, hinged device, or articulated device or any combination of these used to support a platform on which personnel, equipment and materials may be elevated to perform work, <i>where the boom length is 11 metres or more.</i></p> <p>The 11-metre boom length shall be taken to mean the greater of the following:</p> <ul style="list-style-type: none"> <li>The vertical distance from the floor of the platform to the ground supporting the elevating work platform with the platform at its maximum height, or the nominal reach measured from the centre point of rotation to the outer edge of the platform in its most extended position.</li> <li>On completion of this course the participants will be competent in assessing and securing equipment and work area, operating EWPs, and setting up and dismantling EWP's.</li> </ul> <p>A WP high risk work licence is required when operating a telehandler fitted with a personnel box with operating controls in the box, and the boom length is 11 metres or more.</p>	<p>Boom-type Elevated Work Platform Operation</p> <p><i>(boom length over 11 meters)</i></p>	<p>Work safely at heights qualification required as a pre-requisite</p> <p>The Elevating Work Platform (over 11 metres) Training Plan is based on the Unit of Competency within the AQF.</p> <ul style="list-style-type: none"> <li>TLILIC0005 – Licence to operate a Boom-type Elevating Work Platform (boom length 11 metres or more).</li> </ul> <p>Competent candidates will be issued with a Statement of Attainment and Regulator will issue a High-Risk Work Licence (HRWL).</p> <p><u>Requirement</u></p> <p>All workers who conduct or supervise tasks whilst at height:</p> <ul style="list-style-type: none"> <li>RIIWH5204E - Work Safely at Heights - This nationally recognised course covers theoretical and practical aspects of working at height.</li> </ul> <p>Direct supervision who supervises tasks/work at height:</p> <ul style="list-style-type: none"> <li>RIIRIS201E - Conduct Local Risk Control - This unit covers the requirements of risk management processes in the resources and infrastructure industries. It includes identifying hazards; assessing risk and identifying unacceptable risk; identifying, assessing, and implementing risk treatments; and completing records and reports.</li> </ul>	<p>Verification of competency is required to be completed prior to commencement of work on site.</p> <p>Assessment can be conducted either on or off site provided the equivalent model / type of equipment if applicable, is utilised for assessment.</p> <p>Where equivalent model is not available for off-site verification, familiarisation training should occur on site prior to operation of equipment.</p>	<p>HRWL renewal – 5 years</p> <p>Verification of competency – 2 years</p>	<p>Prior to work, submission of the following documentation:</p> <ul style="list-style-type: none"> <li>Scan of document (PDF in colour, front &amp; rear)</li> <li>Copy of HRWL.</li> <li>Completed Verification of Competency.</li> </ul>
<b>Elevated Work Platform Operation</b> (Under 11 metres)	Elevating Work Platform	<p>Elevating Work Platform (<u>under 11 metres</u>) training covers the operation of Elevated Work Platforms including boom lifts with platform height <u>under 11 metres</u>, scissor lifts, trailer mounted booms and personal lift platforms.</p>	<p>Elevated Work Platform Operation</p> <p><i>(height under 11 meters)</i></p>	<p>Work safely at heights qualification required as a pre-requisite</p> <p>The Elevating Work Platform (<u>under 11 metres</u>) Training Plan is based on the Unit of Competency within the AQF.</p> <ul style="list-style-type: none"> <li>RIIHAN301E – Operate elevating Work Platform</li> <li>BL – Boom Lift <u>under 11m</u></li> <li>SL – Scissor Lift (up to any elevation)</li> <li>VL – Vertical Lift</li> <li>TM- Truck Mount Boom Lift</li> <li>TL – Trailer Lift</li> </ul> <p><u>Requirement</u></p> <p>All workers who conduct or supervise tasks whilst at height:</p> <ul style="list-style-type: none"> <li>RIIWH5204E - Work Safely at Heights - This nationally recognised course covers theoretical and practical aspects of working at height.</li> </ul> <p>Direct supervision who supervises tasks/work at height:</p> <ul style="list-style-type: none"> <li>RIIRIS201E - Conduct Local Risk Control - This unit covers the requirements of risk management processes in the resources and infrastructure industries. It includes identifying hazards; assessing risk and identifying unacceptable risk; identifying, assessing, and implementing risk treatments; and completing records and reports.</li> </ul>	<p>Verification of competency is required to be completed prior to commencement of work on site.</p> <p>Assessment can be conducted either on or off site provided the equivalent model / type of equipment if applicable, is utilised for assessment.</p> <p>Where equivalent model is not available for off-site verification, familiarisation training should occur on site prior to operation of equipment.</p>		<p>Prior to work, submission of the following documentation:</p> <ul style="list-style-type: none"> <li>Scan of document (PDF in colour, front &amp; rear)</li> <li>Copy of HRWL.</li> <li>Completed Verification of Competency.</li> </ul>

Training Area	Classification	Training Synopsis	Attendees	Initial Training Required	Verification of Competency	Refresher Training / Validity Period	Martinus Requirements																																																																																			
Multipurpose Tool Carriers	Telehandler Integrated Tool Carrier	<p>A multipurpose tool carrier (MPTC) is a powered mobile plant fitted with a fixed or slewing superstructure with a boom. It is designed for moving loads and configured for the temporary attachment of a range of load handling devices including:</p> <ul style="list-style-type: none"> <li>Tynes</li> <li>Buckets</li> <li>Work platforms</li> <li>Boom or jibs</li> <li>Hoists</li> </ul> <p>Multipurpose tool carrier (MPTC) can either be slewing or non-slewing.</p> <p>The WHS/OHS regulators in each state have generally agreed that a telehandler is classified as a non-slewing mobile crane when they have a lifting capacity of over 3 tonnes and are fitted with a crane jib lifting attachment.</p> <p>To operate a telehandler/ integrated tool carrier in this configuration:</p> <ul style="list-style-type: none"> <li>Operators must hold a High-Risk Work Licence (CN Class or above)</li> </ul> <p>To operate a telehandler with a slewing capability:</p> <ul style="list-style-type: none"> <li>Operators must hold a High-Risk Work Licence (C2 class or above) regardless of the lifting capacity or attachment in use.</li> </ul> <p>If the telehandler/manitou is fitted with a personnel box with operating controls in the box and the boom length is 11 metres or more:</p> <ul style="list-style-type: none"> <li>This plant is deemed to be a boom-type elevating work platform and therefore requires an elevating work platform (WP) licence.</li> </ul>	Telehandler Operator	<p>There are no prerequisites for this course.</p> <p>The Telehandler Training Plan is based on the Unit of Competency within the AQF.</p> <ul style="list-style-type: none"> <li>RIIHAN309F – Conduct Telescopic Material Handler Operations.</li> <li>RIIHAN311F - Operate Integrated Tool Carrier.</li> </ul> <p>Competent candidates will be issued with a Certificate of Competency in accordance with AQF standards.</p>	<p>Verification of competency is required to be completed prior to commencement of work on site.</p> <p>Assessment can be conducted either on or off site provided the equivalent model / type of equipment if applicable, is utilised for assessment.</p> <p>Where equivalent model is not available for off-site verification, familiarisation training must occur on site prior to operation of equipment.</p>	<p>HRWL renewal – 5 years</p> <p>Verification of competency – 2 years</p>	<p>Prior to work, submission of the following documentation:</p> <ul style="list-style-type: none"> <li>Scan of document (PDF in colour, front &amp; rear)</li> <li>Copy of HRWL.</li> <li>Completed Verification of Competency.</li> </ul>																																																																																			
				<p>Telescopic Materials Handler user guide for each State or Territory in Australia - <i>Current as of 17th March 2022</i></p> <table border="1"> <thead> <tr> <th>State or Territory</th> <th>Regulator</th> <th>3t &amp; under SWL with Forks</th> <th>Over 3t SWL with forks</th> <th>Jib or Hook SWL under 3t</th> <th>Jib or Hook SWL over 3t</th> <th>EWP Basket under 11m Boom</th> <th>EWP Basket over 11m Boom</th> <th>Earthmoving or other attachments</th> <th>Slewing TSH any Capacity</th> </tr> </thead> <tbody> <tr> <td><b>NSW</b></td> <td>SafeWork</td> <td>DOC</td> <td>DOC</td> <td>DOC</td> <td>CN &gt;</td> <td>DOC</td> <td>WP</td> <td>DOC</td> <td>C2, C6, C1, CO</td> </tr> <tr> <td><b>QLD</b></td> <td>WorkSafe</td> <td>DOC</td> <td>DOC</td> <td>DOC</td> <td>CN &gt;</td> <td>DOC</td> <td>WP</td> <td>DOC</td> <td>C2, C6, C1, CO</td> </tr> <tr> <td>ACT</td> <td>WorkSafe</td> <td>DOC</td> <td>CN &gt;</td> <td>DOC</td> <td>CN &gt;</td> <td>DOC</td> <td>WP</td> <td>DOC</td> <td>C2, C6, C1, CO</td> </tr> <tr> <td>NT</td> <td>WorkSafe</td> <td>DOC</td> <td>DOC</td> <td>DOC</td> <td>CN &gt;</td> <td>DOC</td> <td>WP</td> <td>DOC</td> <td>C2, C6, C1, CO</td> </tr> <tr> <td>SA</td> <td>SafeWork</td> <td>DOC</td> <td>DOC</td> <td>DOC</td> <td>CN &gt;</td> <td>DOC</td> <td>WP</td> <td>DOC</td> <td>C2, C6, C1, CO</td> </tr> <tr> <td>TAS</td> <td>WorkSafe</td> <td>DOC</td> <td>DOC</td> <td>DOC</td> <td>CN &gt;</td> <td>DOC</td> <td>WP</td> <td>DOC</td> <td>C2, C6, C1, CO</td> </tr> <tr> <td>VIC</td> <td>WorkSafe</td> <td>DOC</td> <td>CN &gt;</td> <td>DOC</td> <td>CN &gt;</td> <td>DOC</td> <td>WP</td> <td>DOC</td> <td>C2, C6, C1, CO</td> </tr> <tr> <td>WA</td> <td>WorkSafe</td> <td>DOC</td> <td>DOC</td> <td>DOC</td> <td>CN &gt;</td> <td>DOC</td> <td>WP</td> <td>DOC</td> <td>C2, C6, C1, CO</td> </tr> </tbody> </table> <p><b>Work platforms</b></p> <p>RIIWH5204E - Work Safely at Heights and RIIRIS201E - Conduct Local Risk Control.</p> <p><b>Legend:</b></p> <p>TSH = Telescopic Handler            CN &gt; = Non-Slewing Mobile Crane or greater Capacity Crane licence            DOC = Duty of Care Training = RIIHAN309F Unit of Competency            WP = Elevating Work Platform over 11m            SWL = Rated Capacity or Safe Working Load</p>	State or Territory	Regulator	3t & under SWL with Forks	Over 3t SWL with forks	Jib or Hook SWL under 3t	Jib or Hook SWL over 3t	EWP Basket under 11m Boom	EWP Basket over 11m Boom	Earthmoving or other attachments	Slewing TSH any Capacity	<b>NSW</b>	SafeWork	DOC	DOC	DOC	CN >	DOC	WP	DOC	C2, C6, C1, CO	<b>QLD</b>	WorkSafe	DOC	DOC	DOC	CN >	DOC	WP	DOC	C2, C6, C1, CO	ACT	WorkSafe	DOC	CN >	DOC	CN >	DOC	WP	DOC	C2, C6, C1, CO	NT	WorkSafe	DOC	DOC	DOC	CN >	DOC	WP	DOC	C2, C6, C1, CO	SA	SafeWork	DOC	DOC	DOC	CN >	DOC	WP	DOC	C2, C6, C1, CO	TAS	WorkSafe	DOC	DOC	DOC	CN >	DOC	WP	DOC	C2, C6, C1, CO	VIC	WorkSafe	DOC	CN >	DOC	CN >	DOC	WP	DOC	C2, C6, C1, CO	WA	WorkSafe	DOC	DOC	DOC	CN >
State or Territory	Regulator	3t & under SWL with Forks	Over 3t SWL with forks	Jib or Hook SWL under 3t	Jib or Hook SWL over 3t	EWP Basket under 11m Boom	EWP Basket over 11m Boom	Earthmoving or other attachments	Slewing TSH any Capacity																																																																																	
<b>NSW</b>	SafeWork	DOC	DOC	DOC	CN >	DOC	WP	DOC	C2, C6, C1, CO																																																																																	
<b>QLD</b>	WorkSafe	DOC	DOC	DOC	CN >	DOC	WP	DOC	C2, C6, C1, CO																																																																																	
ACT	WorkSafe	DOC	CN >	DOC	CN >	DOC	WP	DOC	C2, C6, C1, CO																																																																																	
NT	WorkSafe	DOC	DOC	DOC	CN >	DOC	WP	DOC	C2, C6, C1, CO																																																																																	
SA	SafeWork	DOC	DOC	DOC	CN >	DOC	WP	DOC	C2, C6, C1, CO																																																																																	
TAS	WorkSafe	DOC	DOC	DOC	CN >	DOC	WP	DOC	C2, C6, C1, CO																																																																																	
VIC	WorkSafe	DOC	CN >	DOC	CN >	DOC	WP	DOC	C2, C6, C1, CO																																																																																	
WA	WorkSafe	DOC	DOC	DOC	CN >	DOC	WP	DOC	C2, C6, C1, CO																																																																																	

The following is included for information only; these occupations are no longer covered by Australian national certificates of competency

	Role	Competency	Former Code	Description of work	Unit Code (AQF)
<p><b>Load Shifting Licenses</b> are no longer issued by Regulators.</p> <p>Operators must hold a Statement of Attainment from the relevant training package for the unit of competency or possess an OHS card with the relevant license plant code - <b>Unit Code (AQF)</b>.</p> <p><b>Note:</b> Unless otherwise specified, qualifications are for civil infrastructure.</p> <p>These qualifications are the preferred competency however, mining tickets may be accepted at the discretion of the trainer/assessor.</p>	Plant Operator	Front end loader backhoe	LB	Conduct backhoe/loader operations	RIIMPO319(A/D/E)
	Plant Operator	Front End Loader	LL	Conduct Civil Construction tracked front end loader operations	RIIMPO322(E/D)
	Plant Operator	Front End Loader	LL	Conduct civil construction wheeled front end loader operations	RIIMPO321(E/F)
	Plant Operator	Front End Loader	LL	Conduct operations with integrated tool carrier (mining)	RIIHAN311(A/D/E/F)
	Plant Operator	Front End Loader (Skid Steer)	LS	Conduct civil construction skid steer loader operations	RIIMPO318(A/D/E/F)
	Plant Operator	Front End Loader (Skid Steer)	LS	Conduct skid steer loader operations using attachments (mining)	RIIMPO334(D/E)
	Plant Operator	Front End Loader (Skid Steer)	LS	Conduct skid steer loader operations without attachments (standard bucket only) (mining)	RIIMPO335(E/D)
	Plant Operator	Excavator	LE	Conduct hydraulic excavator operations (mining)	RIIMPO301(D/E)
	Plant Operator	Excavator	LE	Conduct civil construction excavator operations	RIIMPO320(A/B/D/E/F)
	Plant Operator	Dozer	LZ	Conduct civil construction dozer operations	RIIMPO323D(A/D/E)
	Plant Operator	Dozer (Tracked)	LZ	Conduct tracked dozer operations (mining)	RIIMPO308(D/E)
	Plant Operator	Dozer (Wheeled)	LZ	Conduct wheeled dozer operations (mining)	RIIMPO309(D/E/F)
	Plant Operator	Bridge or Gantry Crane (Remote Operation)	LBG	Operate a gantry or overhead crane (only remote operated with three or less powered operations)	RIIHAN305(A/D)
	Plant Operator	Roller	LR	Conduct roller operations	RIIMPO317(E/F)
	Plant Operator	Roller	LR	Operate roller/compactor (mining)	RIIMPO205(D/E)
	Plant Operator	Scraper	LP	Conduct civil construction scraper operations	RIIMPO325(A/D/E)
	Plant Operator	Scraper	LP	Conduct scraper operations (mining)	RIIMPO312(D/E)
	Plant Operator	Grader	LG	Conduct civil construction grader operations	RIIMPO324(A/D/E/F)
	Plant Operator	Grader	LG	Conduct grader operations (mining)	RIIMPO310(D/E/F)
	Plant Operator	Articulated Haul Truck (Moxy)	-	Conduct articulated haul truck operations	RIIMPO337(D/E)
	Plant Operator	Rigid Haul Truck	-	Conduct rigid haul truck operations	RIIMPO338(D/E)
	Plant Operator	Water vehicles	-	Conduct water vehicle operations	RIIMPO326(A/D/E)
	Plant Operator	Water vehicles	-	Conduct bulk water truck operations (mining)	RIIMPO20D
	Plant Operator	Belly Dump	-	Conduct belly dump truck operations	RIIMPO336(E/D)
	Plant Operator	Tractors	-	Conduct tractor operations	RIIMPO315(A/D/E)
	Plant Operator	Crushing	-	Conduct crushing and screening plant operations	RIIPRO301(B/C/D)
	Plant Operator	Asphalt Paver	-	Conduct asphalt paver operations	RIICBS205(A/D/E)
	Plant Operator	Surface miner	-	Conduct surface miner operations	RIIMCO302(A/D)
	Plant Operator	Bitumen Sprayer	-	Conduct bitumen sprayer operations	RIICBS307(A/D/E)
	Plant Operator	Concrete Boom delivery	-	Conduct concrete boom delivery operations	CPCCON3052/CPCCCO3052
Plant Operator	Concrete pump	-	Conduct concrete pump delivery operations	CPCCON3056	
Plant Operator	Concrete road paver	-	Conduct concrete road paver operations	RIICRC311(D/E)	
Plant Operator	Bucket trencher	-	Conduct continuous bucket trencher operations	RIIMPO328(A/D/E)	

The following is included for information only; these occupations are no longer covered by Australian national certificates of competency

	Role	Competency	Former Code	Description of work	Unit Code (AQF)
	Plant Operator	Ride on road marking	-	Conduct ride on road marking operations	RIICRM301(A/D/E)
	Plant Operator	Pavement sweeper	-	Conduct pavement sweeping operations	RIICBS316
	Plant Operator	Drilling	-	Conduct drilling operations	RIIOGD403(D/E)
	Plant Operator	Pile driving	-	Conduct pile driving operations	RIICFW304(A/D/E)
	Plant Operator	Conveyor	-	Conduct conveyor operations (mining)	RIIPEO201(B/D/E)
	Plant Operator	Stacker	-	Conduct stacker operations (mining)	RIIPEO203(B/D)



**A licence is no substitute for experience, relevant training and information, and supervision.**



A Western Australian Coroner in 2019 found that a worker who was directed to drive an 8-tonne truck, which fatally crushed a remand prisoner, had little knowledge of how to drive the truck. While holding a licence, he had no practical experience since obtaining his licence 5 years earlier.

The driver, who informed his supervisor that he was not experienced, was told no specific information or current training about how to drive the vehicle.



**Employers and PCBU:** According to Safe Work Australia, it is now the legal responsibility of the employer to ensure that the skills of staff working on site are up-to-date and compliant.



Use the following checklist to verify the competency of drivers who operate load-shifting plant:

In January 2012, a new set of Workplace Health and Safety laws were introduced, putting more responsibility onto the employer to undertake *'all reasonably practicable measures to prevent the risk to health and safety occurring'*.

- (Source: Safe Work Australia).

- Does the operator hold a previous certificate of competency issued by a health and safety regulator?
- Does the operator hold a statement of attainment or other nationally recognised qualification for operating the plant?
- Has the operator completed training at an industry training school, or do they hold an industry competency card?

A licence or 'ticket' is no longer an adequate measure of your workers ability to perform their tasks and operate machinery in a manner compliant with regulations. In the unfortunate event there is an accident on site, will you be able to prove that you – as an employer – took every reasonable step to ensure the competency of your workers?

Encouraging your employees and contractors to complete their VOC training – preferably before commencing work on site – will allow you to demonstrate that reasonable measures we have been taken to ensure the health and safety of all workers on site.

### Subject Matter Expert (SME)

A person who, by their significant experience, qualifications and/or competencies, is considered an expert amongst their peers in their particular field.

Typical characteristics to be considered in appointing a SME include:

- Holds a High-Risk Work Licence(s), it shall be current and be a valid High Risk Work Licence for that task.
- Holds relevant, current, and valid RII, TLI or similar statement of attainments for that task.
- Significantly more experience than their peers in their field.
- Maintains qualifications above or equal to those of their peers in their field.
- Recognised as an expert in their field by their peers and superiors.
- A high standard in execution of their craft.
- An exemplary personal safety record on the Project or Martinus site

Key Reference Material

INLAND RAIL - 0-0000-900-POS-00-  
SP-000L2 SPECIFICATION INLAND  
RAIL WORK HEALTH AND SAFETY  
REQUIREMENTS

**Section 8 - Training and competence**

As a minimum, and without limiting its obligations under section 11.3 of this Specification, the Contractor must:

- Identify all roles with responsibility for safety, and the training and competencies that are required for those roles, including competencies required under the ARTC SMS.
- Implement a training program based on that training and competencies needs analysis, specific to the Project.
- Establish and maintain a Rail Safety Worker role matrix that nominates the roles that are identified as Rail Safety Worker.
- Have an engineering competency management process compliant to the ARTC SMS.
- Without limiting any requirements of the Deed, ensure all staff performing works in the rail corridor have successfully completed the necessary training requirements of the Rail Transport Operator for working in the rail corridor and possess a Rail Industry Worker card.
- Ensure operators hold a current National Unit of Competency for mobile and static plant.
- Implement a verification of competency process for all high-risk work licenses and mobile plant operators.
- Ensure training records are kept demonstrating compliance with applicable Laws; and
- Ensure all workers complete the Inland Rail Contractor Induction.